




# POPLIN SHIRT LONG SLEEVE


Mens - 65-118-0


**F13**



**MENS LADIES**

 55% cotton, 45% polyester

 White - 115gm/m<sup>2</sup>  
Colour - 120gm/m<sup>2</sup>

 S - 3XL

 12

- Standard collar and self-fabric chest pocket
- Self-coloured buttons

## Care Instructions



## Colourways:



Sizes	Half Chest*	Back Length**
S	54.5	78
M	58.5	80
L	62.5	82
XL	66.5	84
2XL	70.5	86
3XL	74.5	88
Tot	2	2

\*Measure across garment 1cm down from armholes

\*\*Measure from the neckline seam at the centre back to bottom edge of garment



**OEKO-TEX®**  
CONFIDENCE IN TEXTILES  
**STANDARD 100**  
08-5295 Shirley



Tested for harmful substances  
[www.oeko-tex.com/standard100](http://www.oeko-tex.com/standard100)